

ALI
FAX

ESR

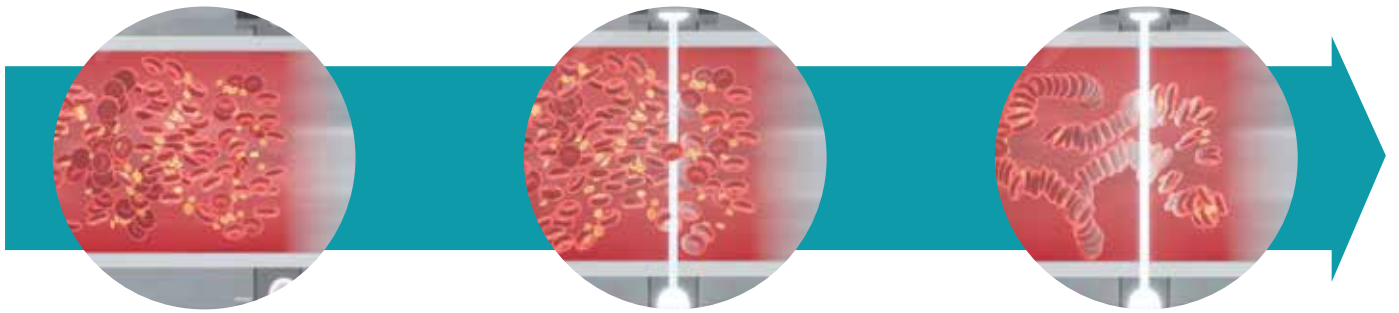
FULLY AUTOMATED ANALYZERS
FOR THE DETERMINATION
OF THE ERYTHROCYTE
SEDIMENTATION RATE

ESR IN 20 SECONDS





www.alifax.com

ESR IN 20 SECONDS BY RED CELL AGGREGATION



EACH SAMPLE is read 1000 times in 20 seconds

20  
sec

1  **h** 

CAPILLARY PHOTOMETRY

Temperature control 37°C

Independent from Hematocrit value

No dilution, use of EDTA tube

Use of the same capillary for all samples

No influence of vibration or other external factors

Automated mixing step

Latex Controls and Calibrators available

High reproducibility

SEDIMENTATION ESR

Temperature variability

Hematocrit influence

Dilution problems using Sodium Citrate

Inadequate materials and pipettes variability

Vibrations and pipettes verticality

Not standardized sample mixing

Controls and Calibrators lack

Poor reproducibility

TEST1 CAPILLARY PHOTOMETRY TECHNOLOGY OVERCOMES THE MAJORITY OF THE VARIABLES AND LIMITATIONS OF THE SEDIMENTATION METHOD (ICSH RECOMMENDATIONS) (4).

Alifax technology is classified by CLSI guidelines as an alternative method for ESR (H02-A5 Vol. 31, N.11)

**YOUNG
JOO CHA**

"ESR measurements by TEST1 reflect inflammation better than do those by the Westergen method in patients with malignancy, autoimmune disease, or infection"

Clin Chem Lab Med 2010;48(7):1043-1048

MD, Department of Laboratory
Medicine, Chung-Ang University
Hospital, Seoul, Korea



TEST1

Direct loading from original cell blood counter rack



TEST1 THL
SI 195.210/THL

- **NEW AUTOMATIC WASHING SYSTEM**
- 175 µl EDTA blood sample per test
- Only 800 µl sample requested in the tube
- Capacity up to 60 samples
- Direct loading of CBC racks
- Throughput up to 150 samples/hour
- Internal bar code reader
- Bidirectional connection to LIS

TEST1 BCL

SI 195.220/BCL

Up to 60 samples per session with ALIFAX green plastic racks.

Up to 48 samples per session with Beckman Coulter Series LH 700 CBC racks

TEST1 SDL

SI 195.230/SDL

Up to 40 samples per session with ALIFAX yellow plastic racks.

Up to 40 samples per session with Sysmex Series SF, SE, XE CBC racks

TEST1 YDL

SI 195.240/YDL

Up to 40 samples per session with ALIFAX blue plastic racks.

Up to 40 samples per session with Siemens Series ADVIA 120 CBC racks

TEST1 MDL

SI 195.250/MDL

Up to 40 samples per session with Beckman Coulter Series LH 500 CBC racks

TEST1 XDL

SI 195.260/XDL

Up to 40 samples per session with Beckman Coulter Series DxH 800 CBC racks



ROLLER

Manual tube loading also for uncapped and low volume samples

ROLLER 20PN

SI R20-PN

Double circuit for automatic and manual sampling

- Internal rotor with 20 positions
- 175 µl EDTA blood sample automated withdrawal per test
- 100 µl sample requested in the tube for manual withdrawal
- LCD touch screen
- User-friendly software
- Automatic washing system
- External barcode reader



ROLLER 20MC

SI R20-MC

Manual sampling

- Only 30 µl EDTA blood sample
- LCD touch screen
- User-friendly software
- External barcode reader



ROLLER 10PN

SI R10-PN

Manual sampling + Mix

- Only 30 µl EDTA blood sample
- Internal rotor with 10 positions for standardized mixing procedure
- LCD touch screen
- User-friendly software
- External barcode reader



ROLLER 20LC

SI R20-LC

Automatic sampling

- 175 µl EDTA blood sample per test
- 800 µl sample requested in the tube
- 18 samples
- Simplified needle replacement
- Automated washing





JO PLUS

On line ESR SYSTEM
for total laboratory automation

Jo Plus is conceived for mega laboratories with high routine volumes equipped with Laboratory Automation System (LAS).

Jo Plus is based on the same Test1 family technology.



JO PLUS
SI 804.100

- **120 samples processed in about 1 hour**
- 175 µl EDTA blood sample per test
- Results available in 30 seconds

Power supply: 115-230 VAC (SMPS), 50/60 Hz
Power consumption: 66VA
Size: 94 x 30 x 42 cm (W,D,H)
Weight: 16 Kg

LATEX CONTROLS

Three levels to guarantee:
precision, accuracy, repeatability

6 TESTS



SI 305.100-A (Greiner tubes)
SI 305.102-A (Sarstedt tubes)

30 TESTS



SI 305.300-A (Greiner tubes)
SI 305.302-A (Sarstedt tubes)

SHELF LIFE: From production: 6 months. From the 1st piercing: 6 weeks
STORAGE CONDITIONS: From production: +4-25°C. From the 1st piercing: +4-8°C

EQE KIT

External Quality Evaluation
kit Specific for all Alifax ESR
analyzers




Third parties international programs
available:

- CAP
- LABQUALITY
- NEQAS
- ONEWORLD ACCURACY
- API

next introduction graphic layout

SMART CARD

**Environmentally friendly
cards** save storage and
transport costs.
Only pay for a test
when needed.



1.000
tests

4.000
tests

10.000
tests

20.000
tests

**TEST1
ROLLER**

code SI 195.901

code SI 195.904

code SI 195.910

code SI 195.920

JO PLUS

-

-

code SI 804.910

code SI 804.920

COMPARATIVE CHART



	TEST1	ROLLER 20 PN	ROLLER 20 LC	ROLLER 10 PN	ROLLER 20 MC
Positions	Up to 60	Up to 20	Up to 18	Up to 10 - for mix	•
Sampling	Automatic direct loading of 4 CBC racks	Automatic and Manual	Automatic	Manual	Manual
Throughput	Up to 150/h	Up to 120/h	Up to 100/h	•	•
TTFR	5'	5'	5'	4'	4'
TTR	20"	30"	20"	18"	18"
Min Volume	800 µl	800 µl (auto) 100 µl (manual)	800 µl	100 µl	100 µl
Testing volume	175 µl	175 µl (auto) 100 µl (manual)	175 µl	30 µl	30 µl
Internal mixing	✓	✓	✓	✓	✗
Thermostatisation 37°C	✓	✓	✓	✓	✓
Internal washing	✓	✓	✓	✗	✗
Barcode reader	✓	(ext. optional)	(ext. optional)	(ext. optional)	(ext optional)
Printer	✓	✓	✓	✓	✓
LIS bidirectional connection	✓	✓	✓	✓	✓
Dimensions (cm) W,D,H	49 x 54 x 60	24 x 39 x 46	32 x 56 x 58	24 x 39 x 46	24 x 39 x 46
Weight (Kg)	47	16	23,2	13,5	11
Daily maintenance	5'	5'	5'	5'	5'
Maintenance	1 year or 30.000 tests	1 year or 30.000 tests	1 year or 30.000 tests	1 year or 30.000 tests	1 year or 30.000 tests
Operator time	1'	< 2'	< 2'	30' / sample	30' / sample



INSIDE INNOVATION

NEW ESR SYSTEM GENERATION

ERYTHROCYTE SEDIMENTATION RATE

- Lapić I, Piva E, Spolaore F, Tosato F, Peloso M, Plebani M; Automated measurement of the erythrocyte sedimentation rate: method validation and comparison. *Clin Chem Lab Med*. 2019 Apr 2
- Kim M, Ju YS, Lee EJ, Lee E, Jeon K, Lee J, Kang HJ, Kim HS, Lee JS, Kim HJ, Lee YK; Erythrocyte sedimentation rate measured using microhemagglutination is not elevated in monoclonal gammopathy compared with other diseases. *Int J Lab Hematol*. 2018 Oct;40(5):540-548
- Sonmez C, Dogan OC, Kaymak AO, Akkaya N, Akin KO, Guntas G; Test-1 analyzer and conventional Westergren method for erythrocyte sedimentation rate: A comparative study between two laboratories. *J Clin Lab Anal*. 2018 Jun;32(5).
- Kratz A, Plebani M, Peng M, Lee YK, McCafferty R, Machin SJ; ICSH recommendations for modified and alternate methods measuring the erythrocyte sedimentation rate. *Int J Lab Hematol*. 2017 Oct;39(5):448-457.
- Cha CH, Cha YJ, Park CJ, Kim HK, Cha EJ, Kim DH, Honghoon, Jung JS, Kim MJ, Jang S, Chi HS, Lee DS; Evaluation of the TEST 1 erythrocyte sedimentation rate system and intra- and inter-laboratory quality control using new latex control materials. *Clin Chem Lab Med* 2010;48(7):1043-1048
- Scott G, Nguyen T, Leunda Ostolaza S, Galiano C, Nalbandian G and Miller B; Roller 20PN and Westergren Correlation. White Paper 2012 Chatsworth, CA
- Cha CH, Park CJ, Cha YJ, Kim HK, Kim DH, Honghoon, Bae JH, Jung JS, Jang S, Chi HS, Lee DS, Cho H; Erythrocyte Sedimentation Rate Measurements by TEST 1 Better Reflect Inflammation Than Do Those by the Westergren Method in Patients With Malignancy, Autoimmune Disease, or Infection. *Am J Clin Pathol*. 2009 Feb;131(2):189-94
- Frollano B, Cigliana G, Vitelli G, Fontinovo R, Giommi S, Cordone I; Capillary Erythrocyte Sedimentation Rate (ESR) in oncological patients: low haematocrit pitfalls and sample collection optimization in a certified quality system laboratory. *SIBioC National Congress 28-31 October 2008, Rimini, Italy*.
- Pajola R, Piva E, Robecchi B, Tosato F, Plebani M; The Erythrocyte Sedimentation Rate (ESR): an old test with new contents. *SIBioC National Congress 28-31 October 2008, Rimini, Italy*.
- Reis J, Diamantino J, Cunha N, Valido F; Erythrocyte sedimentation rate in blood a comparison of the Test 1 ESR system with the ICSH reference method. *Clinical Chemistry and Laboratory Medicine* 2007 June; 45, Special Supplement, p.S118, M077.
- Piva E, Pajola R, Temporin V, Plebani M; A new turbidimetric standard to improve the quality assurance of the erythrocyte sedimentation rate measurement. *Clinical Biochemistry* 2007 Apr; 40(7):491-5. Epub 2007 Jan 8.
- Ankan S, Akalin N. (Biochemistry Department, Baskent University, Ankara, Turkey) "Comparison of the erythrocyte sedimentation rate measured by the Micro Test 1 sedimentation analyzer and the conventional Westergren method" *Ann Saudi Med* 2007; 27(5): 362-365.
- Li LY, Chen WB, Feng G, Shen SF; Evaluation of the Microtest 1 ESR analyzer and investigation of the reference value. *Chin J Lab Med*. March 2007, Vol 30, N 3
- Ozdem S, Akbas HS, Donmez L, Gultekin M; Comparison of TEST 1 with SRS 100 and ICSH reference method for the measurement of the length of sedimentation reaction in blood. *Clin Chem Lab Med*. 2006;44(4):407-12
- Ajubi NE, Bakker AJ, van den Berg GA; Determination of the length of sedimentation reaction in blood using the Test 1 system: comparison with the Sedimatic 100 method, turbidimetric fibrinogen levels and the influence of M proteins. *Clin Chem Lab Med* 2006, 44 (7): 904-906
- Kagawa Y, Ikeda N, Ito S, Makino S, Miyake N; Evaluation for ESR automated measuring instrument with EDTA. 36th Japan Society for Clinical Laboratory Automation, 30 September 2004, Japan.
- Rosas B, Díaz P, Musa C, Aldunate J; Estudio Comparativo de 2 equipos que realizan VHS, Test1 y Vesmatic". XII Congreso Chileno de Tecnología Médica. 20-22 October 2004, Santiago, Chile
- Plebani M, D'Altoé P, Temporin V, Piva E, Buttarello M, Sanzari M; Variabilità Biologica Intra ed Interindividuale della Velocità di Eritrosedimentazione. 36th SIBioC, 8-11 June 2004, Padova, Italy
- Melkič E, Piskar M, Lenart P; Nov način merjenja hitrosti sedimentacije eritrocitov z analizatorjem Test1 Alifax. 2 Kongres Hematologov in Transfuziologov Slovenije z Mednarodno Ubeležbo, 23-24 April 2004, Portoroz, Slovenia
- Olivera Alonso B, Sirvent Moneris M, Rotella Belda MT, Ballenilla Antón V, Vidal G; Cambio De Método Para La Determinación De V.S.G.: Repercusiones Sobre La Fase Preanalítica. Generalitat Valenciana - Conselleria De Sanitat (for Valencia Government – MOH), Spain 2004
- Galiano P; Quality and Automation in the Determination of the Erythrocyte Sedimentation Rate", Symposium 046, 22nd World Congress of Pathology & Laboratory Medicine, 30 August- 1 September 2003, Busan, Korea.
- Nicoli M, Lanzoni E, Massocco A; Integrated Haematology and Coagulation Laboratory. Poster, EuroMedLab Congress, 1-5 June 2003, Barcelona, Spain
- Plebani M; Erythrocyte Sedimentation Rate: Innovative Techniques for an Obsolete Test? *Clinical Chemistry and Laboratory Medicine*, 2003, 41 (2): 115-116
- Romero A, Muñoz M, Ramirez G; Determination of the Length of Sedimentation Reaction in Blood: a Comparison of the Test1 ESR System with the ICSH Reference Method and the Sedisystem". *Clinical Chemistry and Laboratory Medicine* 2003, 41 (2)
- Giavarina D, Capuzzo S, Cauduro F, Carta M, Soffiati G; Internal Quality Control for Erythrocyte Sedimentation Rate Measured Test 1 Analyzer. *Clinical Laboratory* 2002, 48:459-462
- Heverin E; Comparison of the Westergren method versus the TEST1 technique for determining the Erythrocyte Sedimentation Rate. May 2002, private communication
- Lee BH, Choi J, Gee MS, Lee KK, Park H; Basic Evaluation and Reference Range Assessment of TEST1 for the Automated Erythrocyte Sedimentation Rate. *Journal of Clinical Pathology and Quality Control*, Vol. 24, No. 1, 2002
- Piva E, Fassina P, Plebani M; Determination of the length of sedimentation reaction (erythrocyte sedimentation rate) in non-anticoagulated blood with the Microtest 1. *Clin Chem Lab Med*. 2002 Jul;40(7):713-7
- Plebani M, Piva E; Erythrocyte Sedimentation Rate. Use of Fresh Blood for Quality Control. *American Journal of Clinical Pathology*, 2002, 117:621-626
- Smith D, Spedding D; Evaluation of Agreement between the TEST1 and Starsted Automated ESR Analysers, November 2001, private communication
- Giavarina D, Capuzzo S, Carta M, Cauduro F, Soffiati G; Internal Quality Control for Erythrocyte Sedimentation Rate (ESR) measured by TEST-1 Analyzer. *Clinical Chemistry*, June 2001, 47: 162
- Piva E, Sanzari MC, Servidio G, Plebani M; Length of Sedimentation Reaction in Undiluted Blood (Erythrocyte Sedimentation Rate): Variations with Sex and Age and Reference Limits. *Clinical Chemistry and Laboratory Medicine*, May 2001, 39: 451-454
- de Jonge N, Sewkaransing I, Slinger J, Rijdsdijk JJM; Erythrocyte Sedimentation Rate by Test-1 Analyzer *Clinical Chemistry*, June 2000, 46: 881-882
- Plebani M, De Toni S, Sanzari MC, Bernardi D, Stockreiter E; The TEST 1 automated system: a new method for measuring the erythrocyte sedimentation rate. *Am J Clin Pathol*. 1998 Sep;110(3):334-40
- Soffiati G; Nuovo Metodo per la Determinazione della Velocità di Eritrosedimentazione (VES), August 1998, private communication
- Cirilli N, Abu Asy Z, Giacchè N, Bordinchia F, Paolucci S, Tocchini M; TEST1: Un Nuovo Metodo per la Determinazione della VES. *Biochimica Clinica*, Vol. 22, N. 5-6, 1998, p. 339

Due to regulatory requirements, the products listed herein are available for sale in any relevant Country territory provided that they have been registered according to the applicable domestic law. The products listed herein may have incurred changes with respect to the last available edition.

"© Copyright 2019, Alifax S.r.l. (Italy). All rights reserved. No part of this document may be disclosed to any third party, reproduced, stored in a retrieval system or transmitted in any form or by any means, electronic, mechanical, photocopied, recorded, or otherwise, without the prior written permission of Alifax S.r.l. and shall at all times remain the property of Alifax S.r.l. The Recipient shall treat as confidential, all Confidential Information included in this and shall not use such Confidential Information for any purpose other than in connection with the document purpose."

ALIFAX S.r.l.

Via Petrarca, 2/1 - Polverara (PD) - Italy - (+39) 049 0992000 | info@alifax.com | www.alifax.com

Entered in Padova companies register at the n. 04337640280. Company stock € 10.000.000 entirely deposited Company with single partner and subjected to direction and coordination of Alifax Holding